

# EXP-T

v 1.4.4

User manual

*written by A. Oleynichenko and A. Zaitsevskii*

June 14, 2020

|

## Contents

<b>1</b>	<b>Introduction</b>	<b>3</b>
1.1	Electronic structure models . . . . .	3
1.2	Features for high-performance calculations . . . . .	4
1.3	Program components . . . . .	4
1.4	Citation . . . . .	4
1.5	Credits . . . . .	4
<b>2</b>	<b>Installation from source code</b>	<b>5</b>
2.1	Compiling EXP-T . . . . .	5
2.1.1	Compiling on Mac OS X . . . . .	6
2.2	Compiling with CUDA . . . . .	6
2.3	Troubleshooting . . . . .	7
2.3.1	Outdated version of CMake . . . . .	7
2.3.2	Cannot open source file <code>mk1.h</code> . . . . .	7
2.4	Testing . . . . .	8
<b>3</b>	<b>Running EXP-T</b>	<b>9</b>
3.1	Precomputing spinors and molecular integrals: DIRAC step . . . . .	9
3.2	Coupled cluster: EXP-T step . . . . .	9
3.3	Command-line arguments . . . . .	10
<b>4</b>	<b>Input files syntax and keywords</b>	<b>11</b>
<b>5</b>	<b>More on methods</b>	<b>19</b>
5.1	Energy denominators shifts technique . . . . .	19
<b>6</b>	<b>Running typical calculations</b>	<b>21</b>
6.1	Ground state energy with CCSD: CO molecule . . . . .	21
6.2	Electronic states of the $\text{HgH}^{2+}$ molecular ion. Energy denominators shifts technique	23
6.3	Finite-field transition dipole moments calculations: Rb atom . . . . .	24
6.4	«High-spin» CCSD for open shell systems . . . . .	27
<b>7</b>	<b>Utility programs</b>	<b>30</b>
7.1	heffman – manipulations with effective Hamiltonian matrices . . . . .	30
	<b>Appendix A Temporary files</b>	<b>32</b>
	<b>Appendix B Symmetry and irreducible representations</b>	<b>34</b>
	<b>References</b>	<b>38</b>

# 1 Introduction

The EXP-T program package is designed for the high-precision modeling of molecular electronic structure using the relativistic Fock space coupled cluster method (FS-RCC). Features and program components are listed in Sec. 1.1, 1.2 and 1.3.

The authors will be grateful for any comments or suggestions:

[exp-t-program@googlegroups.com](mailto:exp-t-program@googlegroups.com)

<https://groups.google.com/d/forum/exp-t-program>

## 1.1 Electronic structure models

The EXP-T package does not include subroutines for solving the (Dirac-) Hartree-Fock equations and subsequent four-index transformation, so molecular integrals have to be imported from third party electronic structure packages. Currently EXP-T is interfaced to the DIRAC program package [1], thus getting access to the wide variety of Hamiltonians and property operators implemented therein.

Models available in EXP-T:

- single-point energy calculations with any point groups and (nearly) all Hamiltonians, implemented in DIRAC (4c-DC, X2Cmmf, 2c-ECP, non-relativistic);
- ground state energy calculations: CCSD, CCSD(T), CCSDT-n (n=1,2,3), CCSDT models;
- the FS-CCSD method for excited states is implemented for the (0h1p), (1h0p), (1h1p), (0h2p), (2h0p), (0h3p) Fock space sectors;
- FS-CC models for excited states accounting for triples (CCSDT-n (n=1,2,3), CCSDT) are implemented for the (0h1p), (1h0p), (0h2p), (0h3p) Fock space sectors.

The summary of all electronic structure models implemented in the EXP-T program system is given below:

FS sector	CCSD	CCSD+T(3)	CCSDT-1	CCSDT-2	CCSDT-3	CCSDT
0h0p	+	+	+	+	+	+
0h1p	+	<i>t</i>	<i>t</i>	<i>t</i>	<i>t</i>	<i>t</i>
1h0p	+	<i>t</i>	<i>t</i>	<i>t</i>	<i>t</i>	<i>t</i>
1h1p	+	-	-	-	-	-
0h2p	+	<i>t</i>	<i>t</i>	<i>t</i>	<i>t</i>	<i>t</i>
2h0p	+	-	-	-	-	-
0h3p	<i>t</i>	<i>t</i>	<i>t</i>	<i>t</i>	<i>t</i>	<i>t</i>

“+” – implemented, “-” – not implemented, “*t*” – currently being tested

- “dynamic” energy denominators shifts as a solution of the intruder-state problem [2];
- Padé extrapolation to the zero-shift limit [3];
- finite-field transition moments calculations [4];
- quasidiabatization of SO-coupled states and SO extraction [2].

## 1.2 Features for high-performance calculations

- OpenMP parallelization (for shared-memory systems);
- parallel calculations on NVIDIA GPUs using the CUDA platform [5].

## 1.3 Program components

`expt.x`            Input processing + all CC calculations

`heffman.x`        Manipulations with effective Hamiltonian matrices: Padé extrapolations, finite-field transition moments calculations, quasidiabatization of SO-coupled states

## 1.4 Citation

We kindly ask you to acknowledge any use of the EXP-T program system that results in published material using the following citation:

A. V. Oleynichenko, A. Zaitsevskii, E. Eliav, Towards High Performance Relativistic Electronic Structure Modelling: The EXP-T Program Package. arXiv:2004.03682 [physics.comp-ph] (2020)

## 1.5 Credits

EXP-T is based on ideas and design solutions of the suite of FS-CC programs written by Ephraim Eliav and Uzi Kaldor.

## 2 Installation from source code

### 2.1 Compiling EXP-T

EXP-T is currently oriented at Unix-like operating systems.

Tools required for compiling the EXP-T package from source code:

- C and Fortran compilers. Currently supported compiler systems are

`gcc/gfortran` GNU compilers  
`icc/ifort` Intel compilers

- `cmake` version 3.0.2 or higher and `make` utilities:

<https://cmake.org/>  
<https://www.gnu.org/software/make/>

Optional dependencies:

- Implementation of the BLAS/LAPACK linear algebra libraries (OpenBLAS or Intel MKL are recommended);
- Python 2 – for testing;
- NVIDIA drivers and CUDA Toolkit are required to perform parallel calculations on GPU:

<https://www.nvidia.com/Download/index.aspx?lang=en-us>  
<https://developer.nvidia.com/cuda-toolkit>

Download the EXP-T source code as a `*.tar.xz` file and unpack it:

```
tar xvf expt-X.Y.Z.tar.xz
```

Go to the EXP-T home directory, create the `build` directory and make it the current working dir:

```
mkdir build  
cd build
```

Compilation (*Intel compilers*):

```
CC=icc FC=ifort cmake ..  
make
```

Compilation (*GNU compilers*):

```
CC=gcc FC=gfortran cmake ..  
make
```

We recommend specifying compilers explicitly (since the default C compiler may be something other than `gcc`).

The CMake utility will try to locate BLAS/LAPACK libraries on your computer; in case of multiple implementations found you will be asked to choose one of them. If there are no pre-installed libraries on your machine, the internal OpenBLAS will be compiled and linked to EXP-T.

When using Intel MKL together with GNU compilers, you will probably need to explicitly specify the path to the MKL home directory by setting the environment variable `MKLROOT`. For example:

```
export MKLROOT=/opt/intel/mkl
```

In case of successful compilation, the executable file `expt.x` will appear in the `build` directory.

*We strongly recommend that compilation is followed by testing (see Sect 2.4).*

*Do not forget to add the directory containing the binaries to the `PATH` environment variable!*

### 2.1.1 Compiling on Mac OS X

The default C compiler for Mac OS X is `clang`; this compiler was not tested, so we strongly recommend to use `gcc` instead:

```
CC=gcc FC=gfortran cmake ..  
make
```

In order to use a BLAS/LAPACK implementation other than the one attached to the EXP-T package, you can use the following manual:

<https://pheiter.wordpress.com/2012/09/04/howto-installing-lapack-and-blas-on-mac-os/>

However, the Netlib implementation described there can perform several times slower than the OpenBLAS implementation included in EXP-T.

## 2.2 Compiling with CUDA

*Compilation of EXP-T does not require the user to have a CUDA-compatible GPU device. If the CUDA toolkit is missing, the CUDA code will simply be excluded from the compilation process.*

EXP-T is adapted for parallel calculations on NVIDIA GPUs (the CUDA technology [5]).

Notes:

1. At the moment, the OpenMP+CUDA hybrid model as well as multi-GPU support is not implemented. Only one GPU can be used for calculations.
2. non-professional GPUs for gaming are not suitable for CUDA calculations (except for Kepler cards).
3. CUDA code in EXP-T was tested only for CUDA 9.1 and 10.0.
4. Only Intel and GNU compilers were tested for compatibility with CUDA.

To compile EXP-T with CUDA:

1. Make sure your graphics card supports CUDA. CUDA-compatible GPUs are listed here:  
<https://developer.nvidia.com/cuda-gpus>

2. Install proprietary NVIDIA drivers (not the nouveau driver!).  
<https://www.nvidia.com/Download/index.aspx?lang=en-us>.  
For Linux you can find drivers in your distribution's repository.
3. Install CUDA toolkit  
<https://developer.nvidia.com/cuda-downloads>  
or from distribution's repository.
4. Make sure that all drivers and CUDA toolkit are installed and work correctly. Compile the test suite in the `samples` directory of the CUDA home directory and run some of them. The most important are the tests employing the CUBLAS linear algebra library.
5. Compile EXP-T as described in Sec. 2.1. All CUDA tools will be located automatically by CMake.
6. Make sure that the results produced by EXP-T do not depend on the use of CUDA.

## 2.3 Troubleshooting

This section describes the most common problems which can occur during the compilation process. In case of any questions or problems, please don't hesitate to contact us. Don't forget to attach the output file (in case of problems with calculations) or the file with the output of the `make VERBOSE=1` command (in case of problems with compilation).

Google Groups:

<https://groups.google.com/d/forum/exp-t-program>

E-mail:

[exp-t-program@googlegroups.com](mailto:exp-t-program@googlegroups.com)

### 2.3.1 Outdated version of CMake

We highly recommend using CMake version 3.0.2 or higher, otherwise, problems may occur when building the internal OpenBLAS. The following command will show what version of CMake is installed:

```
cmake --version
```

If CMake version is lower than 3.0.2, download the binary distribution from their official website <https://cmake.org/download/>. After installation do not forget to add the directory containing the CMake binary files to the PATH environment variable.

*Installation of CMake binary files does not require root privileges.*

### 2.3.2 Cannot open source file mkl.h

When using Intel MKL as a linear algebra library the following error can occur:

```
<path>/include/compat.h(17): catastrophic error: cannot open source file "mkl.h"  
#include "mkl.h"
```

```
compilation aborted for <path>/src/main.c (code 4)
```

This means that CMake failed to locate directories containing the MKL header file (however, MKL object files were located). The problem almost always occurs when trying to use the Intel MKL library together with GNU compilers. First of all, check the output of the `cmake` command. You should see something like:

```
-- Found BLAS: /opt/intel/compilers_and_libraries_2019.3.199/linux/mkl/lib/intel64_lin/  
libmkl_gf_lp64.so;/opt/intel/compilers_and_libraries_2019.3.199/linux/mkl/lib/intel64_lin/  
libmkl_gnu_thread.so;/opt/intel/compilers_and_libraries_2019.3.199/linux/mkl/lib/  
intel64_lin/libmkl_core.so;/usr/lib/libgomp.so;-lpthread;-lm;-ldl  
-- BLAS linker flags =  
-- BLAS_LIBRARIES = /opt/intel/compilers_and_libraries_2019.3.199/linux/mkl/lib/intel64_lin/  
libmkl_gf_lp64.so/opt/intel/compilers_and_libraries_2019.3.199/linux/mkl/lib/intel64_lin/  
libmkl_gnu_thread.so/opt/intel/compilers_and_libraries_2019.3.199/linux/mkl/lib/intel64_lin/  
libmkl_core.so/usr/lib/libgomp.so-lpthread-lm-ldl  
-- MKL_INCLUDE_DIR = MKL_INCLUDE_DIR-NOTFOUND  
-- BLAS_LIBRARY macros option: -DBLAS_Intel10_64lp
```

Note the line with `MKL_INCLUDE_DIR-NOTFOUND`. We must help CMake locate the MKL include directory by setting up the `MKLROOT` environment variable. For example:

```
export MKLROOT=/opt/intel/mkl
```

Or use the `mklvars` script from the Intel MKL distribution (see also <https://software.intel.com/en-us/mkl-linux-developer-guide-scripts-to-set-environment-variables>).

## 2.4 Testing

Test suite is located in the `test` directory. The testing system is written in the Python 2 programming language (must be pre-installed on your machine). Note that Python version 3 is not backward compatible with Python 2.

In order to run the testing suite, change the working directory to `test` and run the `test.py` script:

```
cd test  
python test.py
```

It is also possible to run an abridged version of the testing suite, that includes only the most important tests. In that case specify the additional argument `quick`:

```
python test.py quick
```



## 3 Running EXP-T

*See Sec. 7 for a description of an additional utility programs included in the EXP-T package.*

A typical calculation consists of two sequential steps: (1) SCF and integral transformation within DIRAC and (2) CC calculation within EXP-T.

### 3.1 Precomputing spinors and molecular integrals: DIRAC step

*The interface to DIRAC was tested only for the DIRAC17 and DIRAC18 releases.*

DIRAC stores transformed molecular integrals in the following binary files:

MRCONEE information about SCF calculation, symmetry, occupation numbers, one-electron integrals;

MDCINT symmetry-unique nonzero two-electron integrals only;

MDPROP one-electron property integrals.

Run DIRAC and save the files containing the transformed integrals to the working directory using the `--get` option:

```
pam --noarch --mol=<mol-file> --inp=<inp-file> --get="MRCONEE MDCINT MDPROP"
```

If DIRAC starts in parallel mode (MPI), it is necessary to choose the transformation algorithm “scheme 4”. By default, DIRAC uses the “scheme 6” algorithm which produces multiple MDCINT files [6] and currently EXP-T requires that all integrals are stored in a single file. In order to accomplish this, add the following lines to the DIRAC input file:

```
**MOLTRA  
.SCHEME  
4
```

To calculate approximate transition moments and intensities without resorting to the finite-field scheme transformed dipole moment integrals are required. We recommend explicitly ask DIRAC to calculate and transform these integrals by adding the `.PRPTRA` and `.DIPOLE` keywords to DIRAC input files:

```
**MOLTRA  
.PRPTRA  
. . . . .  
**PROPERTIES  
.DIPOLE
```

### 3.2 Coupled cluster: EXP-T step

Run an EXP-T job using the following command:

```
expt.x [options] <input-file>
```

The EXP-T output (including error messages) is flushed to the UNIX standard output (`stdout`). Use the output redirection operator “`>`” in case of long time calculations:

```
nohup expt.x <input-file> > <output-file> &
```

Examples of DIRAC and EXP-T input files are given in Sec. 6.

### 3.3 Command-line arguments

Use the `expt.x --help` command to print a list of available command-line arguments:

Usage: `expt.x [OPTION...] <input-file>`

`expt --` A Fock-Space Multireference Relativistic Coupled-Cluster Program

<code>-n, --no-clean</code>	Do not clean scratch directory on exit (use this option to keep cluster amplitudes etc)
<code>-s, --scratch=PATH</code>	Path to scratch directory (default: <code>./scratch</code> )
<code>-?, --help</code>	Give this help list and exit
<code>--usage</code>	Give a short usage message and exit
<code>-V, --version</code>	Print program version and exit

Mandatory or optional arguments to long options are also mandatory or optional for any corresponding short options.

Please report bugs to `<exp-t-program@googlegroups.com>`.

## 4 Input files syntax and keywords

*See Sec. 7 for the description of additional utility programs included in the EXP-T package.*

*The input file format may change in future versions.*

The EXP-T input file contains a list of instructions. Each instruction is placed on a separate line and consists of a keyword and a list of arguments. Single-line comments start with '#' and continue until the end of the line. Input is case insensitive. Examples of EXP-T input files are given in Sec. 6. Molecular geometry, basis set etc have to be described only once in the DIRAC .mol-files at the molecular integrals calculation stage (not in EXP-T input files).

The detailed description of the keywords used in the EXP-T input file is provided below. For convenience, keywords are grouped into several sections.

### *General*

**title** optional comment.

Syntax: `title <quoted-string>`

Default: no title

Example: `title "my first ccSD calculation"`

**print** print level.

Syntax: `print ( low || medium || high || debug )`

Default: `print high`

**degen\_thresh** energy levels are considered as degenerate if the energy gap between them is lower than `degen_thresh`.

Syntax: `degen_thresh <real thresh>`

Units: atomic

Default: `1e-8`

### *Model*

**sector** specifies the target Fock space sector. To the moment the 0h0p, 0h1p, 1h0p, 1h1p, 0h2p, 2h0p, 0h3p FS sectors are implemented (*h* – holes, *p* – particles).

Syntax: `sector <integer H>h<integer P>p`

Default: `sector 0h0p (vacuum)`

**model** CC model (approximation to the cluster operator).

Syntax: `model ( ccs || ccd || ccSD || ccSD(t) || ccSD+t(3) || ccSDt-1 || ccSDt-2 || ccSDt-3 || ccSDt )`

Default: `model ccSD`

Notes:

- Keywords `ccsd( $\tau$ )` and `ccsd+t(3)` are equivalent.
- The codes implementing the CCSD+T(3), CCSDT-n and CCSDT models in the non-trivial sectors and all CC models in the 0h3p sector are experimental (currently being tested), to be used with care.
- The current implementation of the CCSD(T) model for the 0h0p sector is not very computationally efficient.
- The CCS and CCD models are implemented simply by setting all  $T_2$  (CCS) or  $T_1$  (CCD) amplitudes to zero, this does not make computation faster, and exists primarily for the purposes of testing and debugging.

`occ` spinor occupation numbers. This keyword can be used to setup calculations with a “high-spin” vacuum state [7]. This keyword is alternative to the `occ_irreps` keyword (see below).

Syntax: `occ <list of the 0 and 1 digits separated by spaces>`

Default: occupation numbers are read from MO integrals files

Example: 5 electrons and 10 spinors:

```
occ 1 1 0 0 0 1 1 1 0 0
```

*CC calculations with high-spin vacuum states were tested for the 0h0p FS sector only.*

`occ_irreps` overall number of electrons in each irrep. Overall irrep occupations are ignored if occupation numbers of individual spinors are given (by the `occ` keyword, see above).

Syntax: `occ_irreps <list of integers>`

Default: occupation numbers are read from MO integrals files

### *Active space*

`nacth/nactp` active (i.e. valence) space specification (by the overall number of active spinors, regardless of their symmetry). This method of configuring the active space is recommended.

- `nacth` – number of highest occupied spinors (*active holes*)
- `nactp` – number of lowest virtual spinors (*active particles*)

It is convenient to setup the active space by the `nacth/nactp` keywords when exploring electronic states of molecules in a range of geometries (potential energy surfaces, transition moment functions etc).

Syntax: `nacth <integer dim>`

`nactp <integer dim>`

Default: `nacth 0, nactp 0` (no active spinors).

*or:*

**active** active (i.e. valence) space specification (by energy range). Active spinors must have one-electron energies in the range  $\varepsilon_i \in [\varepsilon_{min}; \varepsilon_{max}]$  (regardless of their symmetry). Setting the active space using the **active** keyword is convenient only for atomic calculations.

Syntax: `active energy <real eps_min> <real eps_max>`

Default: no active spinors

Example: `active energy -1.0 5.0`

### *Properties*

**nohermit** do not perform symmetric orthogonalization of model vectors. Orthogonalized model vectors are used only to calculate properties and approximate density matrices; matrices of effective Hamiltonians flushed to the HEFF files (see Sec. 7.1) remain non-Hermitian.

Syntax: `nohermit`

Default: “hermitization” is enabled

**dltadm** enable calculations of the model-space approximations to transition dipole moments (wavefunctions are represented by model vectors) [8, 9]).

Note that left model vectors are used in bra:

$$d_{if,\eta} = \langle \tilde{\psi}_i^{\perp\perp} | d_\eta | \tilde{\psi}_f \rangle \quad \eta = x, y, z$$

and if “hermitization” of the effective Hamiltonian matrix is disabled, the TDM matrix will be (normally slightly) non-Hermitian ( $|d_{if}| \neq |d_{fi}|$ ).

This approach typically overestimates transition moments by 30-50%, hence we recommend using it only for semiquantitative estimations, e.g. detection of the most intensive transitions and discerning between  $0^+$  and  $0^-$  states (transitions are strictly forbidden).

Syntax: `dltadm`

Default: disabled.

*The code for transition moments is currently experimental; please, we kindly ask you to report all failures and obviously incorrect results.*

### *Iterative solution and convergence*

**nroots** specifies the number of roots (electronic states) of interest in each irrep (in the target Fock space sector). Model vectors analysis will be performed only for the **nroots** lowest states.

Syntax: `nroots <list-of-integers>`

Default: all roots are of interest.

Example: consider the electronic states of the RbCs molecule, corresponding to the first three dissociation limits (see, for example, [2] and references therein). In the

Hund's case *a* these electronic states are  $X^1\Sigma^+$ ,  $a^3\Sigma^+$ ,  $b^3\Pi$ ,  $A^1\Sigma^+$ ,  $c^3\Sigma^+$ ,  $B^1\Pi$ . In the Hund's case *c* these states are classified according the projection of the total electronic angular momentum and can be rearranged as follows:  $(1-3)0^+$ ,  $(1-3)0^-$ ,  $(1-4)1$ ,  $(1)2$  states. The order of irreps assumed in EXP-T is described in Appendix B (the point group of RbCs is  $\overline{C_{\infty v}}$ ). All output and analysis of model vectors will be restricted to these 11 states using the following command:

```
nroots 0 0 0 0 0 0 0 0 0 0 0 0 0 0 0 0 0 0 0 0 0 0 0 0 0 0 0 0 0 0 0
6 4 4 1 1
(32 zeros; note that as in DIRAC  $0^+$  and  $0^-$  states belong to the same irrep).
```

**maxiter** maximum number of iterations allowed to solve the CC equations.

Syntax: `maxiter <integer max>`

Default: `maxiter 50`.

**conv** specifies requested convergence threshold (in amplitudes):

$$\left| |t_K^{(n+1)}| - |t_K^{(n)}| \right| < conv \quad \forall K \quad \rightarrow \text{converged}$$

Syntax: `conv <real thresh>`

Default: `1e-9`.

**diis** enables the DIIS extrapolation technique [10, 11].

Syntax: `diis [ ( off || <integer dim> ) ]`

Disable DIIS: `diis off`

Default: `diis 10` (DIIS enabled)

**damping** enable damping in the given FS sector. Amplitudes obtained at the  $n$ -th step will be mixed with amplitudes from the  $(n - 1)$ -th step using the damping factor  $\alpha$ :

$$T^{(n)'} = \alpha T^{(n-1)} + (1 - \alpha) T^{(n)}$$

Damping can aid the convergence of equations in some non-pathological cases (when the lack of convergence is caused by amplitude oscillations rather than intruder states). Note that in other cases damping can significantly slow down convergence.

Syntax: `damping <H>h<P>p <integer last_step> <real factor>`

`<H>h<P>p` FS sector in which these damping parameters will be applied

`last_step` at which iteration damping will be disabled

`factor` damping factor  $\alpha$ .

Default: disabled in all sectors

Example: `damping 0h2p 100 0.5`

`shifttype` indicates which formula for denominator shifts should be used. [2, 3]. See Sec. 5.1 for details.

`shifttype` is the same for all FS sectors. If `shifttype` is not equal to `none`, you must specify the shift parameters for each FS sector except for 0h0p (see keyword `shift`).

Syntax: `shifttype ( none || real || taylor )`

Possible values:

`none`      no shift  
`real`        real shift

$$D'_K = D_K + S \left( \frac{S}{D_K + S} \right)^n \quad (1)$$

`taylor`    extrapolated intermediate Hamiltonian-like shift [12]

$$D'_K = (D_K + S) \frac{\left(1 - \frac{S}{D_K + S}\right)}{1 - \left(\frac{S}{D_K + S}\right)^{n+1}} \quad (2)$$

Default: `shifttype none`

*Shift is never applied in the 0h0p sector!*

`orbshift` indicates the use of sector-universal shifts. For given “orbital” shift  $s$  and cluster amplitude  $t_K$  the resulting shift  $S$  is defined as

$$S = n_v(t_K) \times s/2,$$

where  $n_v(t_K)$  is the number of valence indices of  $t_K$ . Thus, it is enough to set only one parameter,  $s$ , for all sectors and cluster operators of arbitrary excitation rank. You can also set the attenuation parameter  $n$ , see eqs. (1) and (2).

Syntax: `orbshift [<integer power default 3>] <real shift s>`.

Notes:

- The `shift` directive disables orbital shifts.
- The `shifttype` directive is required.

Example:

```
shifttype real
orbshift 3 -0.3 # power == 3, s = -0.3
# shifts for T2 amplitudes will be:
# 1 valence index: S = s/2 = -0.15
# 2 valence indices: S = s = -0.3
# 3 valence indices: S = 3*s/2 = -0.45
```

`shift <H>h<P>p` sets the denominator shift parameters in the (H,P) FS sector.

`shift <H>h<P>p <int n> <real shift_S1> <real shift_S2> [<real shift_S3>]`

**n** attenuation parameter (see eqs. (1) and (2));  
**shift\_S1** shift value for the  $S_1^{(H,P)}$  cluster operator (singles). Must be omitted in the (2,0) and (0,2) FS sectors;  
**shift\_S2** shift value for  $S_2^{(H,P)}$  (doubles);  
**shift\_S3** shift value for  $S_3^{(H,P)}$  (triples). Must be used only for CC models including non-perturbative triples.

Default:  $n = 3$ , all shifts = 0.0

Examples:

```

shift 0h1p 3 -0.3 -0.6 -0.9
shift 0h1p 3 -0.6
shift 1h1p 4 0.0 -0.5
  
```

**reuse** indicates that sorted integrals and cluster amplitudes from the previous calculation should be reused. Cluster amplitudes will be used as an initial guess. If EXP-T fails to locate the files containing amplitudes, they will be recalculated.

Syntax: `reuse <list-of-arguments>`

Possible values of arguments:

**integrals** load one- and two-electron integrals (from scratch directory);  
**1-integrals** one-electron integrals only;  
**2-integrals** two-electron integrals only;  
**amplitudes** load amplitudes for all FS sectors occurring in the calculation;  
**0h0p, 0h1p, 1h0p, 1h1p, 0h2p, 2h0p**  
load amplitudes for the given sector only

Default: no reuse

Note: files with converged amplitudes are flushed to the scratch directory after each calculation (see also Appendix A). To prevent the deletion of files with amplitudes or integrals it is necessary to use the `--no-clean` command-line option.

Example: `reuse integrals 0h0p 0h1p`

## *Interfaces*

**integrals** sets paths to files containing transformed molecular integrals.

Syntax: `integrals <string "1-el int-s"> <string "2-el int-s"> [<string "properties int-s">]`

Arguments:

- one-electron integrals file;
- two-electron integrals file;



- properties transformed integrals file.

Default: `integrals MRCONEE MDCINT MDPROP`

Example: `integrals ../MRCONEE-Cinfv ../MDCINT-Cinfv /home/user/MDPROP`

### *Memory management*

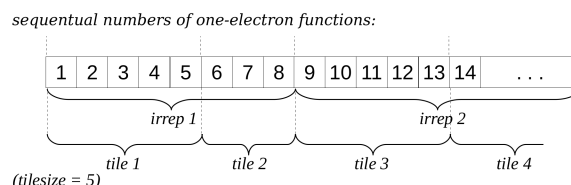
**memory** specifies the amount of memory that EXP-T can use for the job (just for *dynamically* allocated memory).

Syntax: `memory <real size> ( mb || gb )`

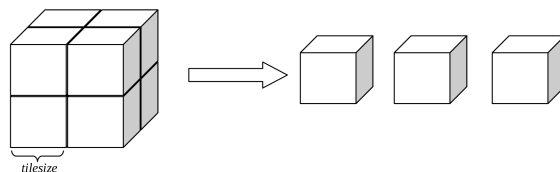
Min value: 10 Mb

Default: `memory 1024 mb (1 Gb)`

**tilesize** the whole set of one-electron functions (spinors or spin-orbitals) is divided into blocks: (1) by irrep; (2) then into sub-blocks with size not exceeding **tilesize** (actually the same as “tiles” in NWChem-TCE):



The  $N$ -dimensional arrays of integrals and amplitudes (tensors) also turn out to be divided into blocks containing  $\sim (\text{tilesize})^N$  elements:



**tilesize** must be large enough to place at least one  $N$ -dimensional array of size  $(\text{tilesize})^N$  in RAM. We recommend using as large **tilesize** as possible, otherwise memory management overheads can become enormous. However, it may be useful to decrease the **tilesize** parameter in cases of insufficient RAM or threaded execution (sufficient granularity of arrays leads to better dynamic load balancing among OpenMP threads).

Syntax: `tilesize <integer size>`

Default: `tilesize 100`

**disk\_usage** indicates which data should be stored on the disk. Note that very intensive disk usage will slow down calculations; however, disk usage is unavoidable in case of large tasks.

Syntax: `disk_usage <integer mode>`

Possible values of `<mode>`:

- 0 all data is stored in RAM;
- 1 tensors of rank  $\geq 6$  are stored on disk ( $T_3$  amplitudes etc);
- 2 tensors of rank  $\geq 6$  and  $\langle pp||pp \rangle$  (4 particles) two-electron integrals are stored on disk;
- 3 tensors of rank  $\geq 6$ ,  $\langle pp||pp \rangle$  and  $\langle *p||pp \rangle$  (3 particles) two-electron integrals are stored on disk;
- 4 the same as 3, + compression of all data. Is suitable for extremely large tasks only.

Default: 2 –  $\langle pp||pp \rangle$  and tensors of rank  $\geq 6$  are stored on disk.

**compress** enables compression of all data written to disk. The LZ4 algorithm [13] is employed (the fastest decompression to the date). Compression can slow down calculations slightly (depends on disk), but the disk space used can be reduced dramatically (up to 3 times).

Syntax: **compress**

Default: disabled (except for `disk_usage=4`)

### *Parallel execution*

**nthreads** number of OpenMP threads. Note that scaling with respect to number of threads is much better for large tasks (400+ spinors).

Syntax: **nthreads** <integer n\_omp\_threads>

Default: **nthreads** 1 (sequential execution).

*At the moment parallelization is not used at the integral sorting stage, hence OpenMP can accelerate only the amplitude equations solution stage.*

**cuda** enables parallel calculations on NVIDIA GPU (only a single GPU is supported at the moment). Requires **nthreads** 1 (the OpenMP+CUDA hybrid model is not implemented yet).

Syntax: **cuda**

Default: CUDA disabled.

## 5 More on methods

### 5.1 Energy denominators shifts technique

The equations for the cluster amplitudes  $t_K$  are normally written in the form [14, 15, 16, 2, 3]

$$t_K = \frac{1}{D_K} \left( \overline{V\Omega} - \overline{\Omega (\overline{V\Omega})_{Cl}} \right)_K, \quad V = H - H_0, \quad (3)$$

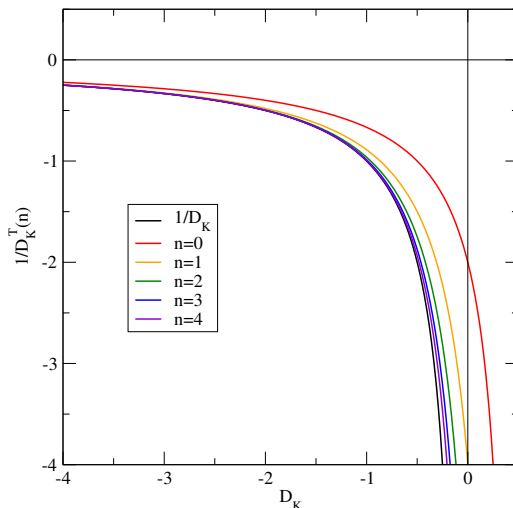
here  $H$  is the total Hamiltonian,  $H_0$  is the Hartree–Fock one-body operator for the Fermi vacuum state, the subscript  $Cl$  and the overbar mark, respectively, the closed part and connected part of an operator, and  $K$  specifies the excitation from the model space to the outer space. The entities  $D_K$  (energy denominators) are the negatives of the differences of  $H_0$  eigenvalues associated with the excitations  $K$ . The factors  $1/D_K = 1/D_K(R)$ , where  $R$  stands for the nuclear geometry, have poles at  $D_K(R) = 0$ , so that the stability of the solutions of Eq. (3) near geometries where one of the energy denominators passes through zero is necessarily destroyed.

The instabilities can be avoided *via* modifying the energy denominators in a way that weakly affects the amplitudes which are believed to be of importance for describing the low-lying states. Several modifications are currently used. These modifications are defined by sector /  $K$  range dependent shift amplitudes  $S_K$  and an universal integer attenuation parameter  $n$  ( $n \geq 0$ ).

- The denominator modification originally proposed in Ref. [12] in the frames of the Extrapolated Intermediate Hamiltonian (XIH) theory is given by

$$D_k \longrightarrow D_k^T(n) = (D_K + S_K) \frac{1 - \frac{S_K}{D_K + S_K}}{1 - \left( \frac{S_K}{D_K + S_K} \right)^{n+1}} \quad (4)$$

Choosing a negative and large enough value of the shift amplitudes  $S_K$  ( $S_K + D_K \ll 0$



**Figure 1:** The factor  $1/D_K^T$ , Eq. (4),  $S_K = -0.5$ , as the function of unshifted denominator  $D_K$ . The solid black curve corresponds to the case of unshifted denominator.

for all  $K$ ) and moderate  $n$  values, one can always remove the instabilities; however, the

increase of  $n$  causes a very rapid convergence of the modified factor  $1/D_K^T(n)$  to the original ill-defined one.

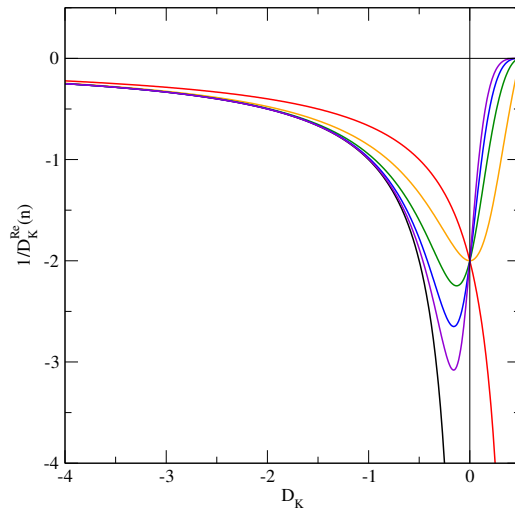
Keyword in EXP-T: `shifttype taylor`

- Up to now, most FS RCC calculations were performed using the real denominator shift

$$D_K \longrightarrow D_K^{\text{Re}}(n) = D_K + S_K \left( \frac{S_K}{D_K + S_K} \right)^n \quad (5)$$

(Ref. [2, 3, 17]). As for the Taylor type shift (4), one should choose  $S_K$  so that  $S_K + D_K < 0$  for all  $K$ . The consequences of increasing  $n$  are less dramatic than when using the modification according Eq. (4), see Fig. 2. An exception takes place for  $n = 0$  where both Eq. (4) and Eq. (5) reduce to the same expression with a constant shift.

Keyword in EXP-T: `shifttype real`



**Figure 2:** The factor  $1/D_K^{\text{Re}}$ , Eq. (5),  $S_K = -0.5$ , as the function of the unshifted denominator  $D_K$ . The value of  $n$  is shown using the same colors as in Fig. 1 ( $n$  increases along the rainbow color sequence from red to violet from 0 to 4, respectively)

## 6 Running typical calculations

The input and output files discussed in this section can be found in the *examples* directory of the EXP-T distro.

### 6.1 Ground state energy with CCSD: CO molecule

For input/output files see *examples/CO\_ccsd*

Consider the calculation of the CCSD correlation energy of the CO molecule in the cc-pVDZ [18] basis set.

DIRAC input files:

(*CO.mol*)

```
DIRAC
CO molecule, R = 2.132 bohrs
symmetry C1
C 2 0
      6. 1
C      0.0 0.0 0.0
LARGE BASIS cc-pVDZ
      8. 1
O      0.0 0.0 2.132
LARGE BASIS cc-pVDZ
FINISH
```

(*TRA.inp*)

```
**DIRAC
.TITLE
CO molecule
.WAVE FUNCTION
.4INDEX
**WAVE FUNCTION
.SCF
*SCF
.CLOSED
14
.ERGCNV
1E-12
**MOLTRA
.ACTIVE
all
*END OF INPUT
```

We run DIRAC with the following command:

```
pam --inp=TRA --mol=CO --get="MRCONEE MDCINT"
```

Note that the `--get` option is used so that `pam` exports the transformed molecular integrals (stored in the `MRCONEE` and `MDCINT` files) from DIRAC's scratch directory to the working directory.

In some cases, it can be convenient to rename the files containing the integrals (this is not mandatory):

```
mv MRCONEE MRCONEE-C1
mv MDCINT MDCINT-C1
```

Now the EXP-T input file `input-C1` is set up:

```
# CO molecule, CCSD/cc-pVDZ
# nonrelativistic, symmetry C1

# task title (of type "string")
title "CO/CCSD/cc-pVDZ"

# print level, default medium
print medium

# max number of iterations
maxiter 30

# convergence threshold (by cluster amplitudes)
conv 1e-9

# target Fock space sector
sector 0h0p

# CC model: ccsd, ccsdt-1, etc
model ccsd

# import integrals from
integrals MRCONEE-C1 MDCINT-C1
```

To run EXP-T, enter:

```
expt.x input-C1
```

The string with the correlation energy can be found at the end of the output. Note that by default EXP-T flushes all output simply to `stdout`.

```
SCF reference energy = -135.334550611025
CCSD correlation energy = -0.298117800684
Total CCSD energy = -135.632668411709
```

## 6.2 Electronic states of the $\text{HgH}^{2+}$ molecular ion. Energy denominators shifts technique

*For input/output files see [examples/HgH2+\\_shifts](#)*

In almost every problem involving the exploration of potential energy surfaces using the FS-CC method in a fairly wide range of internuclear distances, the intruder state problem arises. The presence of intruder states usually manifests itself as (but does not not simply arise from!) the appearance of small energy denominators in amplitude equations (see Sec. 5.1 for details); the presence of small denominators makes the iterative procedure unstable. A straightforward solution of the intruder-state problem can be obtained by modifying (shifting) all energy denominators in the problematic Fock space sector(s) in such a way that the shifts are significant for ill-defined (nearly zero or positive) energy denominators and remain negligibly small for large negative denominators [2, 3]. Note, however, that this does not imply any modification of the right-hand side of the amplitude equations and, thus, introduces an additional (although controllable) approximation.

The denominator shift technique is implemented in EXP-T; different formulas are available (see Sec. 4, keyword `shifttype`). The example discussed below employs the simplest *real* shifts.

Consider the  $\text{HgH}^{2+}$  molecular ion at  $R = 2.0$  bohr. The FS-CC equations cannot be solved at all without using denominator shifts. Let the active space be comprised of the 8 lowest virtual spinors. The EXP-T input file will look like this:

```
# Test:
# (1) HgH2+ ion, FSCC scheme: HgH3+ -> HgH2+
# (2) hamiltionian: 2-comp gatchina ECP
# (3) symmetry Cinfv
# (4) sector (0h,1p)

title "Test HgH3+ -> HgH2+/gatchina ECP/Cinfv"
maxiter 200
conv 1e-9
active -10 -0.5
sector 0h1p

# import integrals from:
integrals MRCONEE-Cinfv MDCINT-Cinfv

# shifts of denominators:

# real shift:
shifttype real

# shift parameters:
# 1. <n> -- compensation power (here: 3)
# 3. <S1> -- shift for all S1 amplitudes (here: -0.5)
# 3. <S2> -- shift for all S2 amplitudes (here: -1.0)
```

```
shift 0h1p 3 -0.5 -1.0
```

Approaches to the selection of shift parameters are discussed in [2, 3]. You can also perform Pade extrapolation of the series of effective Hamiltonian matrices to the zero shift limit in order to minimize distortions introduced by the shift [3] (see also Sec. 7.1).

### 6.3 Finite-field transition dipole moments calculations: Rb atom

*For input/output files see [examples/Rb\\_atom\\_TDMs](#)*

See [9, 19, 4] for detailed discussions on the finite field technique (FF) for transition dipole moments. The algorithm for any FF calculation is as follows:

- solve the HF problem for the non-perturbed Hamiltonian (no external fields);
- transform the molecular integrals to the basis of “non-perturbed” one-electron functions;
- perform two FS-CC calculations with these integrals at external fields strengths  $+F$  and  $-F$ ;
- estimate TDMs are estimated using the finite-difference-type formula:

$$\mathbf{d}_{\eta,if}^{FF} = (E_i - E_f) \lim_{\substack{F_\eta \rightarrow 0 \\ F_{\eta'} = 0, \eta' \neq \eta}} \frac{\langle \tilde{\psi}_i^{\perp\perp}(-F_\eta) | \tilde{\psi}_f(+F_\eta) \rangle}{2F_\eta} \quad (\eta = x, y, z), \quad (6)$$

where  $\tilde{\psi}_i$  and  $\tilde{\psi}_f$  are model vectors corresponding to initial and final electronic states, respectively.

Consider the FF calculation of TDMs for the  $^2S_{1/2} \leftrightarrow ^2P_{1/2}^o$  and  $^2S_{1/2} \leftrightarrow ^2P_{3/2}^o$  transitions in the Rb atom. The basis set and effective core potential employed were taken from [19]; basis set was reduced to [7s7p5d3f2g]. The simplest active space required to describe  $^2S_{1/2}$ ,  $^2P_{1/2}^o$  and  $^2P_{3/2}^o$  states of Rb is comprised of 5s- and 5p-spinors (overall 8 spinors, or 4 Kramers pairs).

Firstly, we perform the HF calculation and export the spinors to the DFCOEF unformatted file:

```
pam --noarch --inp=Rb_HF.inp --mol=Rb.mol --outcmo
```

Note that the .OPERATOR/ZDIPLN specification is required in the Rb\_HF.inp input file:

```
.OPERATOR
ZDIPLN
COMFACTOR
0.00000
```

These lines are used to ask DIRAC to calculate and transform dipole moment integrals (these integrals are used later to construct the perturbation due to the external field).

Now we proceed to the integral transformation step. We create two DIRAC input files that differ only in the external electric field strength value. For example:



```

! Four-index transformation
! Rb atom
**GENERAL
.PCMOUT
**DIRAC
.TITLE
Rb+ ion -- 4index transformation; Fz = +0.00001 (Field PLUS)
.WAVE F
.4INDEX
**HAMILTONIAN
.ECP
.OPERATOR
ZDIPLN
COMFACTOR
0.00001
**WAVE FUNCTION
*SCF
.CLOSED SHELL
8
**MOLTRA
.SCHEME
4
.ACTIVE
energy -100.0 20.0 0.5
*END OF DIRAC

```

Note that the external uniform electric field lowers spherical symmetry of the atom to  $C_{\infty v}$ .  
Running integral transformation:

```

pam --noarch --inp=Rb_TRA_F+ --mol=Rb --get="MRCONEE MDCINT" --incmo
cp MRCONEE MRCONEE-CinFv_F+
cp MDCINT MDCINT-CinFv_F+
pam --noarch --inp=Rb_TRA_F- --mol=Rb --get="MRCONEE MDCINT" --incmo
cp MRCONEE MRCONEE-CinFv_F-
cp MDCINT MDCINT-CinFv_F-

```

Integrals are saved to the MRCONEE and MDCINT unformatted files. At this step DIRAC adds external field  $\mathbf{F}$  contribution to the Fock operator:

$$f'_{pq} = f_{pq} + (d_x)_{pq}F_x + (d_y)_{pq}F_y + (d_z)_{pq}F_z$$

Now we are ready to run FSCC calculations in EXP-T. Input file (for field strength  $+F$ ):

```

# title for the task (of type "string")
title "Rb atom -- relativistic EA-CCSD calculation"

# max number of iterations
maxiter 50

```

```
# convergence threshold (by cluster amplitudes)
conv 1e-9
```

```
# target Fock space sector
sector 0h1p
```

```
# active space specification: 8 lowest virtual spinors (5s,5p1/2,5p3/2)
nactp 8
```

```
# import integrals from
integrals MRCONEE-CinFv_F+ MDCINT-CinFv_F+
```

(and a similar input file for integrals calculated at field strength  $-F$ , MRCONEE-CinFv\_F- and MDCINT-CinFv\_F-).

Run EXP-T and save formatted files HEFF with effective Hamiltonian matrices to the working directory:

```
expt.x --no-clean input-CinFv_F- | tee input-CinFv_Field-.out
cp scratch/HEFF HEFF1
rm scratch/HEFF
expt.x --no-clean input-CinFv_F+ | tee input-CinFv_Field+.out
cp scratch/HEFF HEFF2
```

The electronic spectrum is given at the end of the EXP-T output file. Corresponding lines begin with the @ symbol:

	Level	Re(eigenvalue)	. . .	Rel eigv, cm-1	deg	symmetry
@	1	-0.1531234146	. . .	0.000000	2	1/2+ 1/2-
@	2	-0.0959179975	. . .	12555.137832	2	1/2+ 1/2-
@	3	-0.0948635671	. . .	12786.558570	2	1/2+ 1/2-
@	4	-0.0948635506	. . .	12786.562182	2	3/2+ 3/2-

(compare with experimental values  $12578.950 \text{ cm}^{-1}$  and  $12816.545 \text{ cm}^{-1}$  [20]; note that the  ${}^2P_{3/2}^o$  state is split in the external electric field).

Finally, we turn to the calculation of transition moments. The input file for the heffman.x utility is as follows (see Sec. 7.1 for details and explanation):

```
file: HEFF1
file: HEFF2
sector: 0h1p
rep: 1
step: 0.00002
print: 1
```

Run heffman.x:

```
heffman.x < heffman.inp | tee heffman.out
```

Transition moments and Einstein coefficients:

transition	energy, cm <sup>-1</sup>	Re(d)	. . .	d	osc str	A, 10 <sup>6</sup> s <sup>-1</sup>
. . . .						
1 -> 2	12555.138	1.620961	. . .	1.620961	0.100205	10.536015
1 -> 3	12786.559	2.274254	. . .	2.274254	0.200889	21.908153
2 -> 3	231.421	-0.000012	. . .	0.000012	0.000000	0.000000

Note: this is only the  $|d_z|$  component of the full transition moment  $d$ . It should be mentioned that the small, but non-zero value of  $|d|$  in the last line is an artifact of the FF approach.

Taking into account the degeneracy of the  $^2P_{3/2}^o$  state and the spherical symmetry of the Rb atom, the full transition moments  $|d|$  and full Einstein coefficients can be calculated:

$$A(^2S_{1/2} \leftarrow ^2P_{1/2}^o) = 31.6 \text{ s}^{-1}$$

$$A(^2S_{1/2} \leftarrow ^2P_{3/2}^o) = 32.9 \text{ s}^{-1}$$

(compare with experimental values  $34.0 \text{ s}^{-1}$  and  $37.0 \text{ s}^{-1}$  [20]).

Results can be improved significantly by extending the basis set and active space [19].

In order to reduce computational time, it is recommended to use the `--no-clean` and `reuse` options to start calculations for  $+F$  with already sorted two-electron integrals and converged cluster amplitudes.

## 6.4 «High-spin» CCSD for open shell systems

*For input/output files see examples/02\_highspin*

The example considered in this subsection is borrowed from the DIRAC program manual [7]. Let us calculate the energy of the ground (triplet) state of the O<sub>2</sub> molecule.

The DIRAC input file contains directives for the HF calculation and subsequent integrals transformation:

*(O2.mol)*

```
test of open-shell CCSD calculation
molecular oxygen at eq distance taken from NIST
automatic symmetry detection: DIRAC will identify the Dinfh group
C   1               A
      8.    2
0    0.0    0.0    0.60376
0    0.0    0.0   -0.60376
LARGE BASIS cc-pVDZ
FINISH
```

*(TRA.inp)*

```
!
! calculation of the triplet ground state of molecular oxygen
! (Dirac-Coulomb Hamiltonian)
**DIRAC
```

```

.TITLE
molecular oxygen -- ground state
.WAVE F
.4INDEX
**WAVE FUNCTIONS
.SCF
*SCF
.CLOSED SHELL
 6 8
.OPEN SHELL
1
2/4,0
*END OF

```

DIRAC writes spinor occupation numbers to the MRCONEE unformatted file, but only spinors belonging to closed shell (the `.CLOSED_SHELL` keyword) are labeled as occupied. This is why EXP-T will calculate the energy for the  $O_2^{2+}$  cation without manually specified occupation numbers.

EXP-T provides two ways to set the occupation numbers of spinors:

- by setting the number of occupied spinors in each irrep (the `occ_irreps` keyword). For the example under consideration:

```
occ_irreps 3 2 0 1 0 0 0 0 0 0 0 0 0 0 0 0 2 2 1 1
```

Note that the  $1s$ -orbitals of oxygen atoms are frozen here, and the corresponding electrons should not be accounted for in the `occ_irreps` string. In order to set the number of electrons in each irrep correctly, we recommend starting with a calculation for default occupation numbers and finding strings with an irrep order in the output:

```

0 1/2g+
1 1/2g-
2 3/2g+
3 3/2g-
4 5/2g+
5 5/2g-
...
16 1/2u+
17 1/2u-
18 3/2u+
19 3/2u-
20 5/2u+
21 5/2u-
...

```

For the example discussed:

- 3 electrons occupy the lowest spinors belonging to the  $1/2g+$  irrep;

- 1/2g-, 1/2u+, 1/2u-: 2 electrons in each irrep;
- 3/2g-, 3/2u+, 3/2u-: 1 electron in each irrep.

- you can also specify the occupation number for *each* spinor explicitly:

```
occ 1 1 1 1 0 0 0 0 0 0 0 0 0 0 1 1 0 0 0 0 0 0 0 0 0 0 0 0 0 1 1 1 0 0 0 0 0 0 0 0 0 ...
```

To identify spinors which should be populated in the electronic state under consideration, we again recommend starting the calculation with the default occupation numbers, then interrupting the task, finding information about spinors and restarting the calculation with the correct occupation numbers.

Note that, in fact, non-canonical orbitals are used, therefore the Fock matrix is not diagonal and the vacuum determinant energy  $\langle \Phi_0 | H | \Phi_0 \rangle$  is not equal to the SCF energy value obtained before:

```
total SCF energy                -149.686661451845
...
  sorting one-electron integrals ...
  Fock matrix construction ...
  SCF energy (energy of reference determinant) was updated:
    old energy =    -149.686661451845 a.u.
    new energy =    -149.718144633814 a.u.
...
      SCF reference energy =    -149.718144633814
      CCSD correlation energy =    -0.366958682628
      Total CCSD energy =    -150.085103316442
```

## 7 Utility programs

### 7.1 heffman – manipulations with effective Hamiltonian matrices

The `heffman.x` program is designed to perform manipulations with FS-RCC effective Hamiltonians matrices. Implemented features are:

- the finite-field technique for transition dipole moments calculations [9, 19, 4];
- extraction of spin-orbit interactions from full-relativistic models by projection [2];
- Pade extrapolation of series of effective Hamiltonians.

`heffman.x` reads matrices of effective Hamiltonians from formatted files supported by both EXP-T and the latest versions of DIRAC.

- to compute finite-field transition moments [19, 4] two files with effective Hamiltonians must be provided, calculated at field 1 and field 2;
- to separate spin-orbit interactions by projection, two files with effective Hamiltonians must be provided, the first for spin-orbit (nearly) switched off and the second for spin-orbit switched on.

*In this case you cannot freeze spinors at the FS-CC step!*

- to perform Pade extrapolation of the series of effective Hamiltonians, you have to put a sequence of effective Hamiltonians to a single file using the `cat` command:

```
cat heff_n_eq_1 heff_n_eq_2 heff_n_eq_3 > some_file_name
```

Recall that each Hamiltonian is calculated at its own attenuation parameter  $n$ , see Sec. 5.1. You can also perform extrapolation before TDM or SO calculation, just use such “composite” files with effective Hamiltonians.

Additional input file with options must be redirected to `stdin`:

```
heffman.x < input_file
```

`heffman.x` input files are very similar to EXP-T input files, but keywords are separated from their arguments with the `:` symbol, and the symbol `'#'` at the beginning of a comment must be placed in the first position of the line.

List of keywords:

`file:` file with the first effective Hamiltonian or with a sequence of `heff`'s to be extrapolated, e.g.

- `heff` for the first field value;
- `heff` for the spin-orbit interaction (nearly) switched off;
- simply `heff` you want to get the eigenstates;
- sequence of `heff`'s you want to Pade-extrapolate.

Syntax: `file: <string path-to-first-heff>`

If you are doing finite-field transition moment calculations or SO separation, you have to supply the second file (see the next item).

`file:` heff for another field value, or heff for the spin-orbit switched on, respectively. If there is no second file, the effective Hamiltonian eigenvectors and eigenvalues are written to the formatted file HEFFFEVF.

Syntax: `file: <string path-to-second-heff>`

`sector:` the Fock space sector you are interested in (heff files for higher sectors contain several heff matrices).

Syntax: `sector: <H>h<P>p`

Example: 0h1p, 1h0p, 2h0p, 0h2p, 1h1p.

`rep:` irreducible representation you are interested in. As a rule, `rep: 1` for the fully symmetrical rep.

Syntax: `rep: <integer n>`

*Enumeration of irreps begins from 1!*

`main:` for the FF-TDM calculations or Pade extrapolation: simply the number of lowest states or the range of states of given sector and symmetry you want to see in the output file. For the SO extraction by the projected approximant construction [3] this keyword defines the subspace of states used for projection.

Syntax: `main: <integer number>` or `main: <integer number1>-<integer number2>`.

Default: all states.

Example: `main: 10` (equivalently, `main: 1-10`)

[L/M] *(optional)* to perform Pade extrapolation, you have to indicate which Pade approximant [L/M] should be constructed ([0/1], [1/1], [0/2] etc). You should have L+M+2 effective Hamiltonian matrices to build the [L/M] approximant. You can cut off all states above subspace done by the `main` keyword (see above); to do this, add the `cut` keyword.

Syntax: `[L/M] [cut]`

Default: Padé extrapolation disabled

Example: `[0/1] cut`

`step:` *only for FF calculations.* Difference of field strengths (a.u.) in two finite-field calculations. The presence of this line activates the FF TDM calculation mode (do not use this keyword in other types of calculations).

Syntax: `step: <real value>`

`scale:` *only for SO calculations.* Fraction of effective spin-orbit retained in “scalar” calculations to get good relativistic symmetries (typically of order  $10^{-4}$ ). Omit this line if you do not want to diabaticize anything.

Syntax: `scale: <real value>`

- ground:** ground state energy (a.u.). Useful only when you have to compute energies with respect to some state (normally ground) which belongs to another rep or sector.  
 Syntax: `ground: <real energy>`  
 Default: `ground: 0.0`
- print:** print level. `print: 0` or `print: 1` are normally ok; enlarging this number, you can get any amount of superfluous information listed.  
 Syntax: `print: <integer level>`  
 Default: `print: 1`
- Bloch** activates the computation of finite-field transition dipoles with Bloch effective Hamiltonian eigenvectors (note: TDM matrices will be non-Hermitian, this has no physical meaning). Otherwise, ff computations are performed with des Cloizeaux effective Hamiltonian eigenvectors (“hermitization”).  
 Syntax: `Bloch`  
 Default: “hermitization” is enabled in finite-field calculations

When using any of the techniques implemented in the `heffman.x` program, please, cite the corresponding paper:

- finite-field transition dipole moment calculations: [4]
- quasidiabatization by projection and SO extraction: [2]
- Pade extrapolation: [3]

## Appendix A Temporary files

During the calculation, EXP-T operates with temporary files stored in the *scratch* directory. We recommend to remove these temporary files after every calculation (except for those planned to be used in the future, like the HEFF files or files with cluster amplitudes). All types of temporary files generated by EXP-T are listed and described below.

**HINT** one-electron integrals – core Hamiltonian matrix + one-particle part of perturbation (if presented). Recommended for removal after calculation.

**VINT-\*\*\*-\*\*\*** two-electron integrals. These files are generated during the integral sorting stage. Recommended for removal after calculation.

*Approximate number of files:  $\sim N_b^4$  ( $N_b$  – number of blocks into which the whole set of spinors is divided by symmetry and the `tilesize` parameter)*

**\*.sb** single symmetry block of molecular integrals/cluster amplitudes. It is just a part of a diagram. During the calculation each file is mapped to some structure in RAM. Recommended for removal after calculation.

*Approximate number of files:  $\sim 10 \times N_b^4$  for CCSD,  $\sim N_b^6$  for CCSDT-n and CCSDT models – **can be very large!***



- \*.dg** file containing diagram. Diagram files containing cluster amplitudes (`t1c.dg`, `t2c.dg` etc) can be used in subsequent calculations when constructing the initial approximation to amplitudes (see Sec. 4, keyword `reuse`).
- HEFF** formatted file containing effective Hamiltonian matrices. These files can be read by the `heffman.x` utility program used to perform Padé extrapolation of series of effective Hamiltonians [3], finite-field transition moments calculations [19, 4], spin-orbit coupling calculations [2].
- \*DIPLN** formatted files with dipole moment integrals (just its electronic part) in the basis of molecular spinors.
- MVCOEF\*\*** binary files containing model vectors expanded in the basis of model determinants. These files are used to organize data flow inside EXP-T in the most convenient and logical manner; model vectors are used for calculation of model-space approximations of TDMs , etc.

## Appendix B Symmetry and irreducible representations

This section lists the names of irreducible representations (irreps) used in EXP-T.

- For nonrelativistic groups, irrep is determined by the spatial symmetry (Mulliken notation is used) and the  $M_s$  value (for  $M_s \geq 2$  only symbol 2 is used);
- For relativistic double groups we use Mulliken-type notation (completely inherited from DIRAC);
- For  $U(1) = \overline{C_{\infty v}}$  and  $U(1) \times C_i = \overline{D_{\infty h}}$  irreps are determined by  $\Omega$  values.

$C_1$

A\_a  
A\_b  
A\_-3/2  
A\_+3/2  
A\_0  
A\_4  
A\_+1  
A\_-1

$C_2$

A\_a    B\_a  
A\_b    B\_b  
A\_-3/2 B\_-3/2  
A\_+3/2 B\_+3/2  
A\_0    B\_0  
A\_2    B\_2  
A\_+1   B\_+1  
A\_-1   B\_-1

$C_s$

A'\_a    A''\_a  
A'\_b    A''\_b  
A'\_-3/2 A''\_-3/2  
A'\_+3/2 A''\_+3/2  
A'\_0    A''\_0  
A'\_2    A''\_2  
A'\_+1   A''\_+1  
A'\_-1   A''\_-1

$C_i$

Ag_a	Au_a
Ag_b	Au_b
Ag_{-3/2}	Au_{-3/2}
Ag_{+3/2}	Au_{+3/2}
Ag_0	Au_0
Ag_2	Au_2
Ag_{+1}	Au_{+1}
Ag_{-1}	Au_{-1}

$C_{2v}$

A1_a	B2_a	B1_a	A2_a
A1_b	B2_b	B1_b	A2_b
A1_{-3/2}	B2_{-3/2}	B1_{-3/2}	A2_{-3/2}
A1_{+3/2}	B2_{+3/2}	B1_{+3/2}	A2_{+3/2}
A1_0	B2_0	B1_0	A2_0
A1_2	B2_2	B1_2	A2_2
A1_{+1}	B2_{+1}	B1_{+1}	A2_{+1}
A1_{-1}	B2_{-1}	B1_{-1}	A2_{-1}

$C_{2h}$

Ag_a	Bg_a	Bu_a	Au_a
Ag_b	Bg_b	Bu_b	Au_b
Ag_{-3/2}	Bg_{-3/2}	Bu_{-3/2}	Au_{-3/2}
Ag_{+3/2}	Bg_{+3/2}	Bu_{+3/2}	Au_{+3/2}
Ag_0	Bg_0	Bu_0	Au_0
Ag_2	Bg_2	Bu_2	Au_2
Ag_{+1}	Bg_{+1}	Bu_{+1}	Au_{+1}
Ag_{-1}	Bg_{-1}	Bu_{-1}	Au_{-1}

$D_2$

A_a	B3_a	B1_a	B2_a
A_b	B3_b	B1_b	B2_b
A_{-3/2}	B3_{-3/2}	B1_{-3/2}	B2_{-3/2}
A_{+3/2}	B3_{+3/2}	B1_{+3/2}	B2_{+3/2}
A_0	B3_0	B1_0	B2_0
A_2	B3_2	B1_2	B2_2
A_{+1}	B3_{+1}	B1_{+1}	B2_{+1}
A_{-1}	B3_{-1}	B1_{-1}	B2_{-1}

$D_{2h}$

Ag_a	B1u_a	B2u_a	B3g_a	B3u_a	B2g_a	B1g_a	Au_a
Ag_b	B1u_b	B2u_b	B3g_b	B3u_b	B2g_b	B1g_b	Au_b
Ag_{-3/2}	B1u_{-3/2}	B2u_{-3/2}	B3g_{-3/2}	B3u_{-3/2}	B2g_{-3/2}	B1g_{-3/2}	Au_{-3/2}
Ag_{+3/2}	B1u_{+3/2}	B2u_{+3/2}	B3g_{+3/2}	B3u_{+3/2}	B2g_{+3/2}	B1g_{+3/2}	Au_{+3/2}
Ag_0	B1u_0	B2u_0	B3g_0	B3u_0	B2g_0	B1g_0	Au_0
Ag_2	B1u_2	B2u_2	B3g_2	B3u_2	B2g_2	B1g_2	Au_2
Ag_{+1}	B1u_{+1}	B2u_{+1}	B3g_{+1}	B3u_{+1}	B2g_{+1}	B1g_{+1}	Au_{+1}
Ag_{-1}	B1u_{-1}	B2u_{-1}	B3g_{-1}	B3u_{-1}	B2g_{-1}	B1g_{-1}	Au_{-1}

$\overline{C_1}$

A  
a

$\overline{C_2}$

1E 2E  
a b

$\overline{C_s}$

1E 2E  
a b

$\overline{C_i}$

AG AU  
ag au

$\overline{C_{2v}}$

1E 2E  
a b

$\overline{D_2}$

1E 2E  
a b

$\overline{D_{2h}}$

1Eg 2Eg 1Eu 2Eu  
ag bg au bu

$\overline{C_{\infty v}}$

1/2+	1/2-	3/2+	3/2-	5/2+	5/2-	7/2+	7/2-
9/2+	9/2-	11/2+	11/2-	13/2+	13/2-	15/2+	15/2-
17/2+	17/2-	19/2+	19/2-	21/2+	21/2-	23/2+	23/2-
25/2+	25/2-	27/2+	27/2-	29/2+	29/2-	31/2+	31/2-
0	1+	1-	2+	2-	3+	3-	4+
4-	5+	5-	6+	6-	7+	7-	8+
8-	9+	9-	10+	10-	11+	11-	12+
12-	13+	13-	14+	14-	15+	15-	16+

$\overline{D_{\infty h}}$

1/2g+	1/2g-	3/2g+	3/2g-	5/2g+	5/2g-	7/2g+	7/2g-
9/2g+	9/2g-	11/2g+	11/2g-	13/2g+	13/2g-	15/2g+	15/2g-
1/2u+	1/2u-	3/2u+	3/2u-	5/2u+	5/2u-	7/2u+	7/2u-
9/2u+	9/2u-	11/2u+	11/2u-	13/2u+	13/2u-	15/2u+	15/2u-
0g	1g+	1g-	2g+	2g-	3g+	3g-	4g+
4g-	5g+	5g-	6g+	6g-	7g+	7g-	8g+
0u	1u+	1u-	2u+	2u-	3u+	3u-	4u+
4u-	5u+	5u-	6u+	6u-	7u+	7u-	8u+

## References

- [1] DIRAC, a relativistic ab initio electronic structure program, Release DIRAC18 (2018), written by T. Saue, L. Visscher, H. J. Aa. Jensen, and R. Bast, with contributions from V. Bakken, K. G. Dyall, S. Dubillard, U. Ekstroem, E. Eliav, T. Enevoldsen, E. Fasshauer, T. Fleig, O. Fossgaard, A. S. P. Gomes, E. D. Hedegaard, T. Helgaker, J. Henriksson, M. Ilias, Ch. R. Jacob, S. Knecht, S. Komorovsky, O. Kullie, J. K. Laerdahl, C. V. Larsen, Y. S. Lee, H. S. Nataraj, M. K. Nayak, P. Norman, G. Olejniczak, J. Olsen, J. M. H. Olsen, Y. C. Park, J. K. Pedersen, M. Pernpointner, R. Di Remigio, K. Ruud, P. Salek, B. Schimmelpfennig, A. Shee, J. Sikkema, A. J. Thorvaldsen, J. Thyssen, J. van Stralen, S. Villaume, O. Visser, T. Winther, and S. Yamamoto (see <http://diracprogram.org>).
- [2] A. Zaitsevskii, N. S. Mosyagin, A. V. Stolyarov, and E. Eliav. Approximate relativistic coupled-cluster calculations on heavy alkali-metal diatomics: Application to the spin-orbit-coupled  $A^1\Sigma^+$  and  $b^3\Pi$  states of RbCs and Cs<sub>2</sub>. *Phys. Rev. A*, 96:022516, 2017.
- [3] A. Zaitsevskii and E. Eliav. Padé extrapolated effective Hamiltonians in the Fock space relativistic coupled cluster method. *Int. J. Quantum Chem.*, 118(23):e25772, 2018.
- [4] A. V. Zaitsevskii, L. V. Skripnikov, A. V. Kudrin, A. V. Oleinichenko, E. Eliav, and A. V. Stolyarov. Electronic Transition Dipole Moments in Relativistic Coupled-Cluster Theory: the Finite-Field Method. *Optics and Spectroscopy (English translation of Optika i Spektroskopiya)*, 124(4):451, 2018.
- [5] <https://developer.nvidia.com/cuda-zone>.
- [6] <http://diracprogram.org/doc/master/manual/moltra.html#scheme>.
- [7] [http://www.diracprogram.org/doc/release-18/tutorials/highspin\\_cc/O2.html](http://www.diracprogram.org/doc/release-18/tutorials/highspin_cc/O2.html).
- [8] A. Hehn and L. Visscher. (*to be published*).
- [9] A. Zaitsevskii and A. P. Pychtchev. On the finite-field transition dipole moment calculations by effective Hamiltonian methods. *Eur. Phys. J. D*, 4(3):303, 1998.
- [10] P. Pulay. Convergence acceleration of iterative sequences. The case of SCF iteration. *Chem. Phys. Lett.*, 73(2):393 – 398, 1980.
- [11] G. E. Scuseria, T. J. Lee, and H. F. Schaefer III. Accelerating the convergence of the coupled-cluster approach: The use of the DIIS method. *Chem. Phys. Lett.*, 130(3):236 – 239, 1986.
- [12] E. Eliav, M. J. Vilkas, Y. Ishikawa, and U. Kaldor. Extrapolated intermediate Hamiltonian coupled-cluster approach: Theory and pilot application to electron affinities of alkali atoms. *J. Chem. Phys.*, 122:224113, 2005.
- [13] LZ4 - Fast LZ compression algorithm. <http://www.lz4.org>.
- [14] U. Kaldor. The Fock space coupled cluster method: theory and application. *Theor. Chim. Acta*, 80:427, 1991.

- [15] E. Eliav, U. Kaldor, and B. A. Hess. The relativistic Fock-space coupled-cluster method for molecules: CdH and its ions. *J. Chem. Phys.*, 108(9):3409, 1998.
- [16] L. Visscher, E. Eliav, and U. Kaldor. Formulation and implementation of the relativistic Fock-space coupled cluster method for molecules. *J. Chem. Phys.*, 115:9720, 2001.
- [17] A. Znotins, A. Kruzins, M. Tamanis, R. Ferber, E. Pazyuk, Andrey Stolyarov, and A. Zaitsevskii. Fourier-transform spectroscopy, relativistic electronic structure calculation, and coupled-channel deperturbation analysis of the fully mixed  $A^1\Sigma_u^+$  and  $b^3\Pi_u$  states of  $\text{Cs}_2$ . *Phys. Rev. A*, 100:042507–11, 10 2019.
- [18] T. H. Dunning. Gaussian basis sets for use in correlated molecular calculations. I. The atoms boron through neon and hydrogen. *J. Chem. Phys.*, 90(2):1007, 1989.
- [19] A. A. Medvedev, A. V. Stolyarov, A. Zaitsevskii, and A. Eliav. Relativistic calculations on the electric dipole transition probabilities of the RbAr exciplex. *Nonlinear Phenomena in Complex Systems*, 20(2):205, 2017.
- [20] J. E. Sansonetti and W. C. Martin. Handbook of Basic Atomic Spectroscopic Data. *J. Phys. Chem. Ref. Data*, 34(4):1559, 2005.